

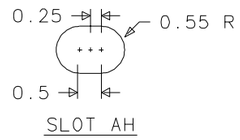

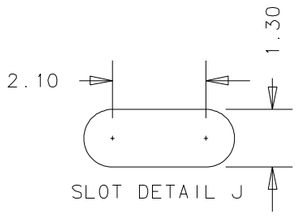

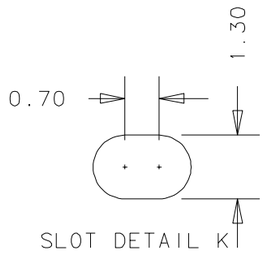

NOTES:-

1. P.C.B TO BE MANUFACTURED IN ACCORDANCE WITH EUROTHERM DRIVES SPEC. HX386947C.
2. BOARD VIEWED FROM PRIMARY SIDE.
3. MANUFACTURERS NAME AND UL TYPE DESIGNATION, AND DATE CODE TO APPEAR IN SOLDER RESIST ON THE SECONDARY SIDE AND POSITIONED SUCH THAT NO COPPER IS EXPOSED.
4. HOLES MARKED THUS $ ARE TOOLING HOLES AND MUST NOT SUBSEQUENTLY BE MOVED (IN 2 POSITIONS).

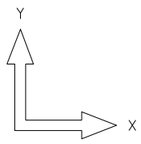

CO-ORDINATE ORIENTATION

REQUIRED ELECTRONIC DATA FILES FOR 464718

(GERBER FORMAT 3:4 RS274X METRIC)

FILE NAME	DESCRIPTION	DRAWING	ISSUE
464718_2.GAC	PCB HOLED DRAWING	AC 464718	2
464718_2.GAT	BISCUIT DRAWING	AT 464718	2
464718_2.GTR	SOLDER RESIST PRIMARY	AK 464718 U001	2
464718_2.G1	COPPER PRIMARY	AE 464718 U001	2
464718_2.G3	COPPER INNER LAYER 1	AE 464718 U002	2
464718_2.G4	COPPER INNER LAYER 2	AE 464718 U003	2
464718_2.G2	COPPER SECONDARY	AE 464718 U050	2
464718_2.GBR	SOLDER RESIST SECONDARY	AK 464718 U050	2
464718_2.GTS	SILKSCREEN PRIMARY	AG 464718 U001	2
464718_2.GTP	SOLDER PASTE PRIMARY	AS 464718 U001	2

(ASCII FILES FORMAT 3:2 METRIC)

464718_2_DRILL.REP	DRILL TABLE AND FORMAT	2
464718_2_MILL.REP	MILLING TABLE AND FORMAT	2

(EXCELLON FILES FORMAT 3:2 METRIC)

464718_2_DRILL	PLATED AND UNPLATED DRILL FILE	2
464718_2_PA_DRILL	PANEL PLATED AND UNPLATED DRILL FILE	2
464718_2_PA_MILL	PANEL UNPLATED MILLING FILE	2

BOARD's DRILL SCHEDULE

DRILL SYMBOL	DRILL SIZE	COUNT	PLATED
B	SLOT_J	1	YES
C	SLOT_K	1	YES
D	SLOT_AH	12	YES
E	0.400	141	YES
F	0.400	6	NO
H	0.500	142	YES
J	0.800	26	YES
K	0.900	5	YES
L	1.000	58	YES
M	1.100	7	YES
N	1.300	12	YES
P	1.400	22	YES
R	1.500	26	YES
S	1.800	5	YES
T	2.000	8	YES
U	2.100	2	YES
V	2.500	1	YES
W	3.000	1	NO
Y	4.000	2	NO
Z	6.000	1	NO

©2001 EUROTHERM DRIVES Ltd./INC

SS	DATE	ECO	DRN
1	28FEB01	13341	EJT
2	17APR01	15899	PAB

MATERIAL
EPOXY GLASS FR4.
FINISHED BOARD THICKNESS 1.6mm.
4 LAYER BOARD.

FINISH
FINISHED COPPER WEIGHTS :
OUTER LAYERS = 2oz (610g/m^2).
INNER LAYERS = 1oz (305g/m^2).

DO NOT SCALE
DIMENSIONS IN mm UNLESS OTHERWISE SPECIFIED

BS308 / BS3939
ANSI Y14.5M 82
IEE Std91 84

DRG.SIZE ISO	DRG.SIZE ANSI	SCALE
A2	E	NTS

TOLERANCES
GENERAL X.X ±0.2
HOLE DIA. X.XX ±0.1
HOLES < 7 mm DIA -0.02 +0.07

ENGINEERED : WS
CHECKED : GSP
FIRST USED : first_used

ELECTRONIC STORAGE DETAILS MENTOR GRAPHICS

TITLE
650
PSU PCB SZE 1
PCB HOLED

DRAWING NUMBER AC 464718

SHT 1 OF 1