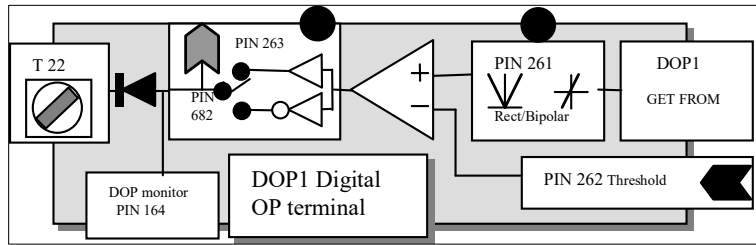
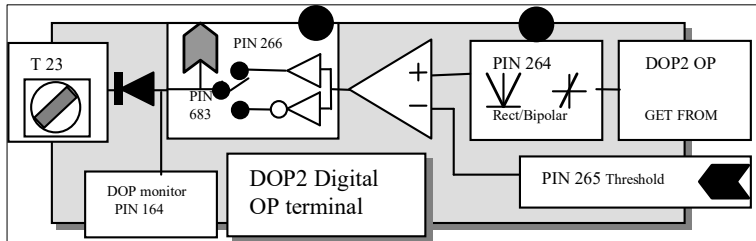


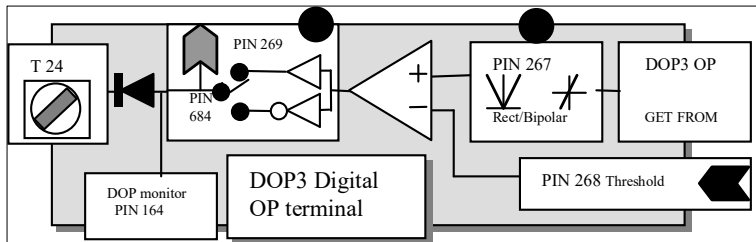
DIGITAL OUTPUTS



261)DOP1 RECTIFY EN: **ENABLED**
 262)DOP1 THRESHOLD: **0.00**
 263)DOP1 INVERT MODE: **NON-INVERT**
 682)DOP1 O/P BIN VAL: **LOW**
 DOP1 GETFROM: **296)DIGITAL POST 1**



264)DOP2 RECTIFY EN: **ENABLED**
 265)DOP2 THRESHOLD: **0.00**
 266)DOP2 INVERT MODE: **NON-INVERT**
 683)DOP2 O/P BIN VAL: **LOW**
 DOP2 GETFROM: **166)DRIVE START FLAG**



267)DOP3 RECTIFY EN: **ENABLED**
 268)DOP3 THRESHOLD: **1.00**
 269)DOP3 INVERT MODE: **INVERT**
 684)DOP3 O/P BIN VAL: **HIGH**
 DOP3 GETFROM: **120)AT ZERO SPD FLAG**