

Configuration for version 7.x 590 Plus drive.

*NOTE: Inputs and Outputs in Orange text must be connected to another function block to be processed.

| | | | | | |
|------|-----|------------------|--------|----------|-----------|
| DWN | | | SIZE A | DWG. NO. | RFA |
| CHK | | /1/Desco.590.001 | ISSUE | | 04 Oct 22 |
| APP | | | SCALE | SHEET | 1 OF 4 |
| EDIT | LOC | | | | |

Diameter Calc.

DIAMETER 0 %

MOD OF LINE SPEED 0 %

MOD OF REEL SPEED 0 %

UNFILTERED DIAMETER 0 %

0 % LINE SPEED

0 % REEL SPEED

10 % MIN DIAMETER

5 % MIN SPEED

10 % RESET VALUE

DISABLED EXTERNAL RESET

5 s RAMP RATE

Taper Calc.

TAPERED DEMAND 0 %

TOT.TENS.DEMAND 0 %

0 % TAPER

0 % TENSION SPT.

0 % TENSION TRIM

Tension_Comp

TENS+COMP 0 %

0 % INERTIA COMP O/P

0 % STATIC COMP

0 % DYNAMIC COMP

ENABLED REWIND

0 % FIX.INERTIA COMP

0 % VAR.INERTIA COMP

100 % ROLL WIDTH/MASS

0 % LINE SPEED SPT

10 FILTER T.C.

10 RATE CAL

0 % NORMALIZED dv/dt

1 TENSION SCALER

Tech Option

FAULT NONE

VERSION 0x0000

OUTPUT 1 0x0000

OUTPUT 2 0x0000

NONE TYPE

0 INPUT 1

0 INPUT 2

0 INPUT 3

0 INPUT 4

0 INPUT 5

PID

PID OUTPUT 0 %

PID CLAMPED FALSE

PID ERROR 0 %

1 PROP. GAIN

5 s INT. TIME CONST.

0 s DERIVATIVE TC

100 % POSITIVE LIMIT

-100 % NEGATIVE LIMIT

0.2 O/P SCALAR (TRIM)

0 % INPUT 1

0 % INPUT 2

1 RATIO 1

1 RATIO 2

1 DIVIDER 1

1 DIVIDER 2

ENABLED ENABLE

OFF INT. DEFEAT

0.1 s FILTER T.C.

0 MODE

20 % MIN PROFILE GAIN

0 PROFILED GAIN

Torque Calc.

POS. I CLAMP 0 %

NEG. I CLAMP 0 %

0 % TORQUE DEMAND

DISABLED TENSION ENABLE

DISABLED OVER WIND

Menus

ENABLED FULL MENUS

ENGLISH LANGUAGE

Setpoint Sum 2

SPT. SUM OUTPUT 0 %

OUTPUT 0 0 %

OUTPUT 1 0 %

0 % INPUT 0

0 % INPUT 1

0 % INPUT 2

1 RATIO 0

1 RATIO 1

1 DIVIDER 0

1 DIVIDER 1

100 % LIMIT

Advanced

0 MODE

1 % SPD BRK 1 (LOW)

5 % SPD BRK 2 (HIGH)

5 PROP. GAIN

0.5 s INT. TIME CONST.

1 I GAIN IN RAMP

0 % POS. LOOP P GAIN

0.5 % ZERO SPD. LEVEL

1.5 % ZERO IAD LEVEL

System Port (P3)

0x03C1 ERROR REPORT

EIASCI MODE

0 GROUP ID

0 UNIT ID

miniLINK

0 % VALUE 1

0 % VALUE 2

0 % VALUE 3

0 % VALUE 4

0 % VALUE 5

0 % VALUE 6

0 % VALUE 7

0 % VALUE 8

0 % VALUE 9

0 % VALUE 10

0 % VALUE 11

0 % VALUE 12

0 % VALUE 13

0 % VALUE 14

OFF LOGIC 1

OFF LOGIC 2

OFF LOGIC 3

OFF LOGIC 4

OFF LOGIC 5

OFF LOGIC 6

OFF LOGIC 7

OFF LOGIC 8

0 PNO 112

0 PNO 113

0 PNO 114

0 PNO 115

0 PNO 116

0 PNO 117

0 PNO 118

0 PNO 119

379 PNO 120

380 PNO 121

381 PNO 122

382 PNO 123

383 PNO 124

384 PNO 125

385 PNO 126

0 PNO 127

User Filter

0 % OUTPUT

0 % INPUT

Op Station

0x00C0 ERROR REPORT

FALSE LOCAL KEY ENABLE

0 % SETPOINT

5 % JOG SETPOINT

10 SECS RAMP ACCEL TIME

10 SECS RAMP DECEL TIME

TRUE INITIAL FWD DIRECTION

FALSE INITIAL LOCAL

FALSE INITIAL PROGRAM

0 % INITIAL SETPOINT

5 % INITIAL JOG SETPOINT

Link 11

OUTPUT DEST

OFF SWITCH INPUT SOURCE

AUX INPUT SOURCE

ADVANCED

MODE

Link 12

OUTPUT DEST

OFF SWITCH INPUT SOURCE

AUX INPUT SOURCE

ADVANCED

MODE

Diagnostics

0 % SPEED FEEDBACK

0 % SPEED ERROR

0 % CURRENT DEMAND

0 % CURRENT FEEDBACK

0 % POS. I CLAMP

0 % NEG. I CLAMP

0 % ACTUAL POS I LIM

0 % ACTUAL NEG I LIM

OFF DRIVE START

DISABLED DRIVE ENABLE

0 % FIELD I FBK.

0 % TACH INPUT (B2)

ORPM ENCODER

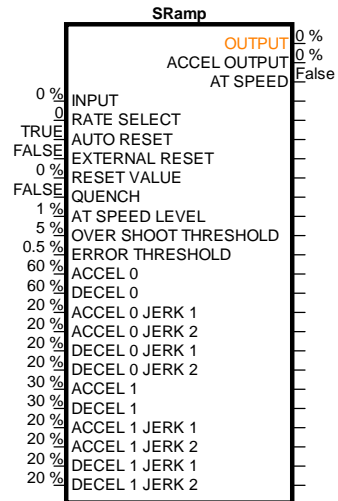
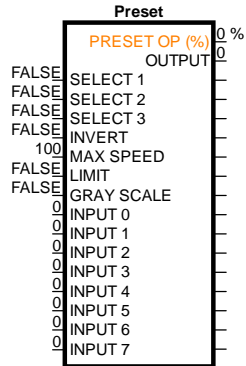
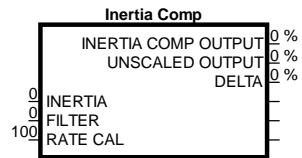
FALSE DRIVE RUNNING

OFF CONTACTOR CLOSED

Configuration for version 7.x 590 Plus drive.

*NOTE: Inputs and Outputs in Orange text must be connected to another function block to be processed.

| | | | | | |
|------|-----|------------------|--------|----------|-----------|
| DWN | | | SIZE A | DWG. NO. | RFA |
| CHK | | /1/Desc0.590.001 | ISSUE | | 04 Oct 22 |
| APP | | | SCALE | SHEET | 2 OF 4 |
| EDIT | LOC | | | | |



Configuration for version 7.x 590 Plus drive.

***NOTE:** Inputs and Outputs in Orange text must be connected to another function block to be processed.

| | | | | | |
|------|-----|------------------|--------|----------|-----------|
| DWN | | | SIZE A | DWG. NO. | RFA |
| CHK | | /1/Desco.590.001 | ISSUE | | 04 Oct 22 |
| APP | | | SCALE | SHEET | 3 OF 4 |
| EDIT | LOC | | | | |

| Unallocated | |
|----------------------------|---------|
| GL POWER METER | 0 % |
| HEALTH INHIBIT DIAGNOSTIC | 0x0000 |
| MAIN CONTACTOR | OFF |
| P3 STATE (WARNING) | OFF, ON |
| PLL ERROR | 0 |
| RAISE LOWER DELTA | 0 % |
| RUNNING | OFF |
| SERIAL LINK VERSION | 0x0702 |
| SPEED FBK STATE (WARNING) | OFF |
| SYSTEM I/O DIGITAL | 0x0180 |
| SYSTEM RAMP DELTA | 0 % |
| SYSTEM RESET | ENABLED |
| THERMISTOR STATE (WARNING) | OFF |

→ Raise/Lower: EXTERNAL RESET (SHT 1)

Configuration for version 7.x 590 Plus drive.

***NOTE:** Inputs and Outputs in **Orange** text must be connected to another function block to be processed.

| | | | | |
|------|-----|------------------|----------|-----------|
| DWN | | SIZE A | DWG. NO. | RFA |
| CHK | | /1/Desco.590.001 | ISSUE | 04 Oct 22 |
| APP | | SCALE | SHEET | 4 OF 4 |
| EDIT | LOC | | | |