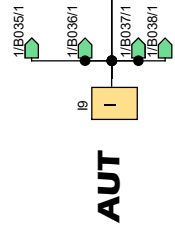


P - to przyciski nozne tzw "pedaly"
S - to wlacznik Sekcji
H - gotowosc Falownika

Creator:	LM	Project:	PROJ5-HEALT.isc
Checked:	6/26/23 12:39 AM/6/28/23 11:00 PM	Installation:	
Date:		File:	
		Customer:	
		Diagram No.:	1/5
		Page:	



AUT

I10

S1

I11

S2



I12

S3



I13

S4



I14

S5



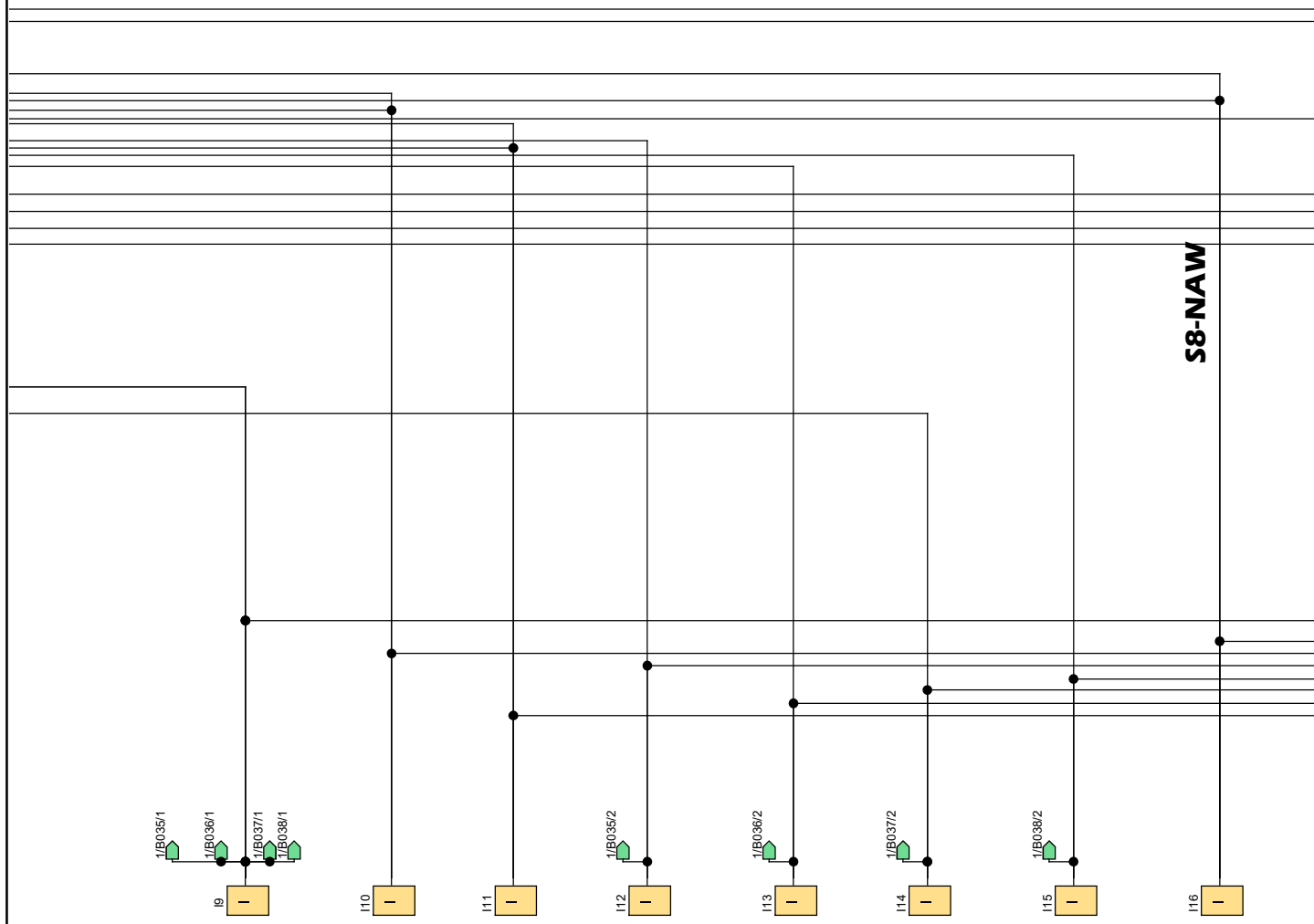
I15

S6

I16

S7

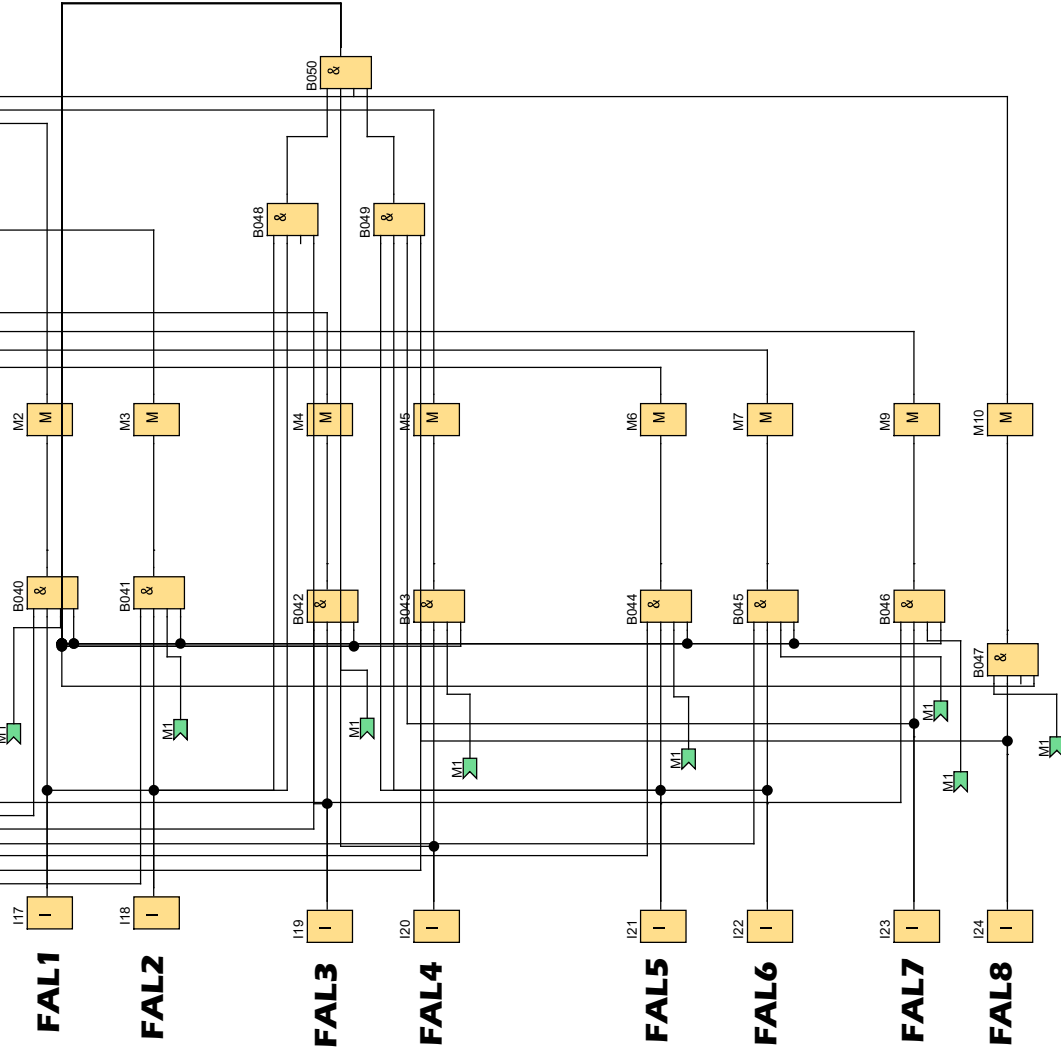
S8-NAW



Creator:	LM	Project:		Customer:	
Checked:		Installation:		Diagram No.:	
Date:	6/26/23 12:39 AM/6/28/23 11:00 PM	File:	PROJ5-HEALT.isc	Page:	2 / 5

AUT

Gotowosc falownikow



Creator:	LM	Project:	PROJ5-HEALT.lsc	Customer:	
Checked:	6/26/23 12:39 AM	Installation:		Diagram No.:	3 / 5
Date:	6/26/23 12:39 AM	File:		Page:	

Connection	Label
I1	
I2	
I3	
I4	
I5	
I6	
I7	
I8	
I9	
I10	
I11	
I12	
I13	
I14	
I15	
I16	
I17	
I18	
I19	
I20	
I21	
I22	
I23	
I24	
M1	
M2	
M3	
M4	
M5	
M6	
M7	
M9	
M10	

Creator:	LM	Project:		Customer:	
Checked:		Installation:		Diagram No.:	
Date:	6/26/23 12:39 AM/6/28/23 11:00 PM	File:	PROJ5-HEALT.lsc	Page:	4 / 5

Connection	Label
Q1	
Q2	
Q3	
Q4	
Q5	
Q6	
Q7	
Q8	

--

Creator:	LM		Project:		Customer:	
Checked:			Installation:		Diagram No.:	
Date:	6/26/23 12:39 AM/6/28/23 11:00 PM		File:	PROJ5-HEALT.lsc	Page:	5 / 5