

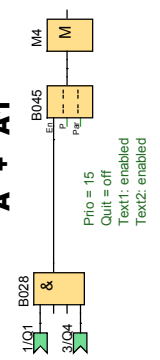
A ZALACZ
 KLAPKA
 SENS-GORA

B ZALACZ
 KLAPKA
 SENS-GORA

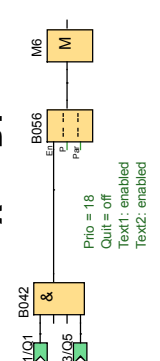
C ZALACZ
 KLAPKA
 SENS-GORA

Creator:	Paula	Project:		Customer:	
Checked:		Installation:	MASTER-NEW.isc	Diagram No.:	
Date:	2/21/16 9:39 PM/2/28/16 10:35 PM	File:		Page:	1 / 18

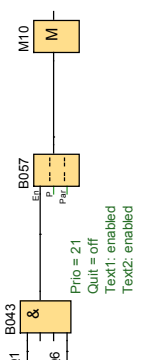
A + A1



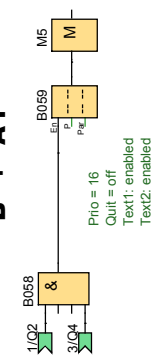
A + B1



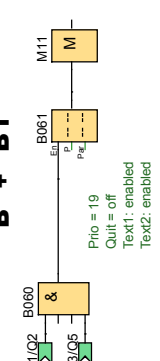
A + C1



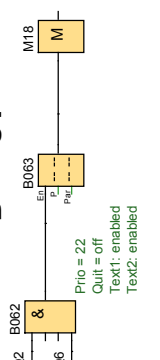
B + A1



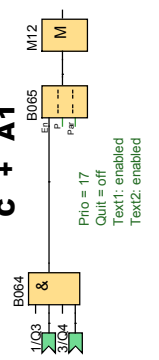
B + B1



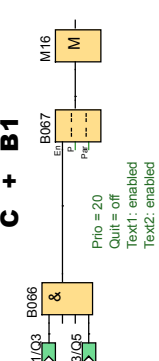
B + C1



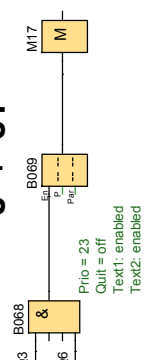
C + A1



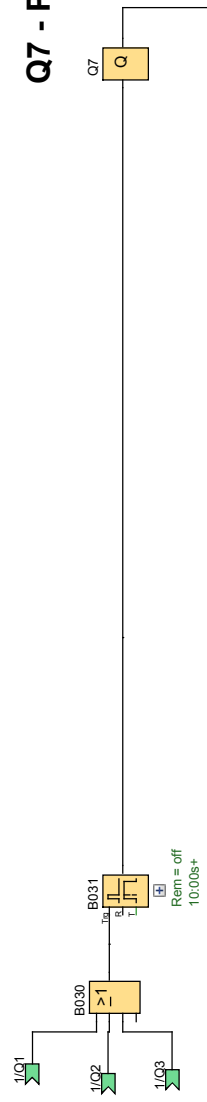
C + B1



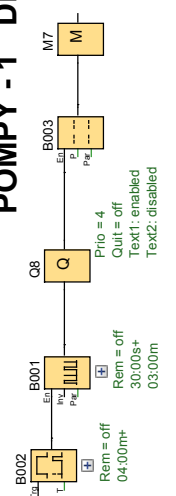
C + C1



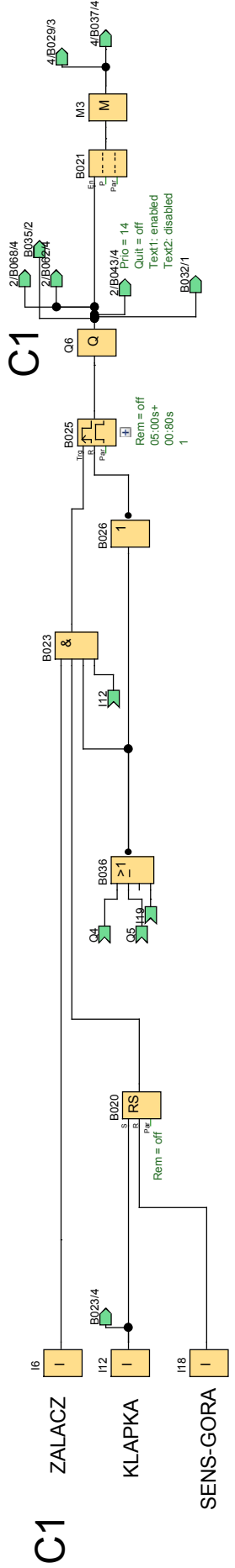
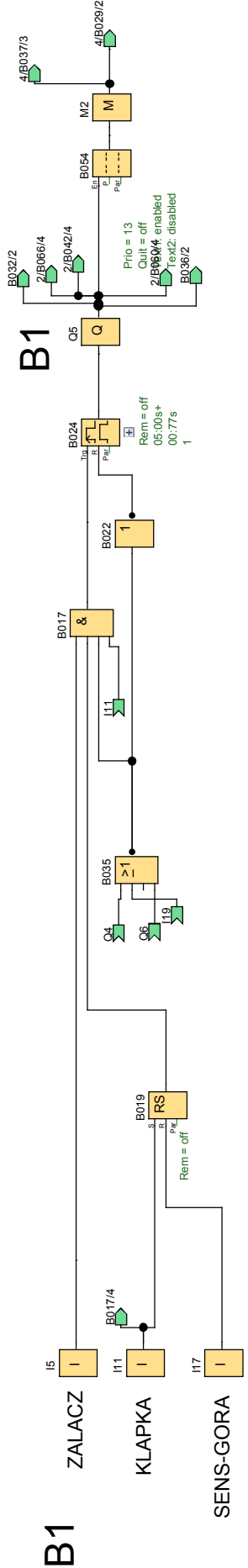
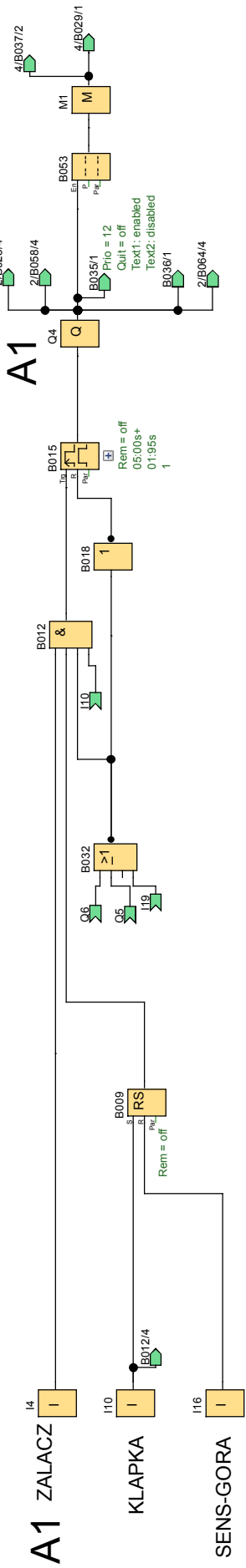
Q7 - POMPA-1 DLA A-B-C



Q8 - ZAWÓR CHŁODZENIA POMPY - 1 DLA A-B-C



Creator:	Paula	Project:	MASTER-NEW/isc	Customer:	
Checked:		Installation:		Diagram No.:	
Date:	2/21/16 9:39 PM/2/28/16 10:35 PM	File:		Page:	2 / 18



I20 120

I20 z Q7 SLAVE ----- SYGNAŁ NAKAZU PRACY POMPY 2


I19 119

I19 z Q7 SLAVE ----- SYGNAŁ ZEZWOLENIA PRACY LEJKÓW A1 B1 C1

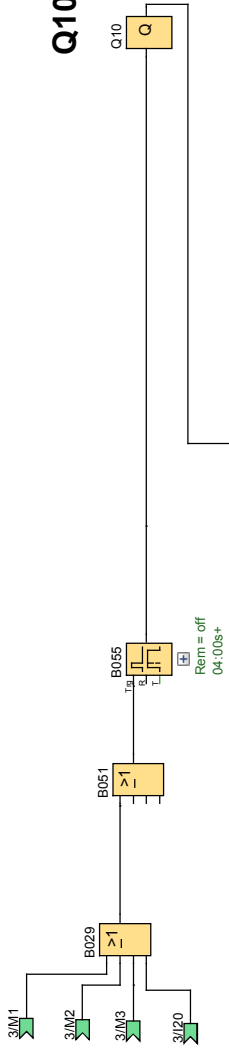
Creator:	Paula	Project:		Customer:	
Checked:		Installation:	MASTER-NEW.lsc	Diagram No.:	
Date:	2/21/16 9:39 PM/2/28/16 10:35 PM	File:		Page:	3 / 18

Q9 - DO I16 SLAVE / ZEZWOLENIE PRACY LEJKÓW A2 C3

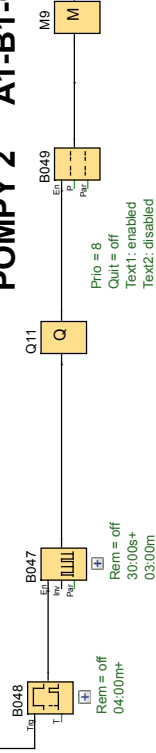
Q9



Q10 - POMPA 2 A1-B1-C1



Q11 - ZAWÓR CHŁODZENIA POMPY 2 A1-B1-C1



Creator:	Paula	Project:
Checked:		Installation:
Date:	2/21/16 9:39 PM/2/28/16 10:35 PM	File:
		Customer:
		Diagram No.:
		Page:
		4 / 18